

New Entrants- Records




Falls of Lora Hotel, Connel
12th February 2018



AGENDA

- The whole point.....
- Sheep Records
- Cattle Records
- Pig Records



Statutory Requirements

- Stock Identification
- Movements of Stock
- Medicine Records



Stock Identification - Why?

- Traceability – Scottish/UK/EU law
- Food safety
- Biosecurity – need to know what stock are where



Need to do...



- Register with SGRPID – get a CPH number (for your holding)
- Register with Animal Health – get a flock/herd number (unique ID number for your stock)



Sheep



Tagging & Recording



ID and Traceability



Tag Legislation



Colours used

- Electronic tags can be any colour in Scotland
- They must be yellow in England and Wales
- Match up tag when bolus is applied is black
- All replacement tags (applied to purchased sheep) will be red (including EID)



Tagging Regulations



- All sheep must be tagged by the time they reach 9 months old or when they leave the holding of birth
- Slaughter Lambs:
 - Can be tagged with a single EID slaughter tag displaying the flock number only.
 - A pair of EID tags can be used for slaughter lambs but full reporting will apply.
- Breeding sheep born after 31st December 2009:
 - Double tags - one EID and one visual.



Tagging



- Recommended left ear standing behind



The electronic tag should be inserted in the left ear as you look from behind the sheep



The European Agricultural Fund for Rural Development
Europe Investing in Rural Areas



Scottish Government
Riaghaltas na h-Alba
gov.scot

Sheep Records



- Need to record
 - When sheep arrive
 - When sheep leave/die
 - When sheep are ear-tagged
 - When sheep are replacement-tagged

(see Holding Register)



The European Agricultural Fund for Rural Development
Europe Investing in Rural Areas



SAC
CONSULTING



Scottish Government
Riaghaltas na h-Alba
gov.scot

SAMU Documents

- All moves must be accompanied by a movement doc and reported within 3 days
- Full EID sheep must be individually recorded
- Slaughter tags can be recorded in a batch (flock no only)



Scottish Animal Movement Unit (SAMU)
145 Brown Road, Dundee, DD1 1BS
Tel: 01483 801 7997 Fax: 01382 274437
email: samu@scotland.gsi.gov.uk

Sheep and Goat Movement Document

Section 1: To be completed by keeper moving animals off

DEPARTURE CPH _____ NUMBER MOVED: SHEEP _____ GOATS _____
 DEPARTURE DATE ____/____/____ Date of Loading (if different) ____/____/____
 DESTINATION CPH _____
 Time First Animal Loaded _____ Time of Departure _____
 Vehicle Registration _____ Name of Driver _____
 Haulage Company _____ Permit Number _____

Animal Identification Details: To be completed by keeper moving animals off
 (Where applicable (see part cover), please tick details in the box below, supply an attached list including the reference number of this SAMU document and respective CPH, or indicate how details will be supplied.
 To be provided by CCP to the ScotEID database I have uploaded to the ScotEID database

Food Chain Information (FCI): to be completed by keeper moving animals off - tick one box only
 Slaughter animals - All animals in consignment satisfy FCI statements on reverse
 Store or breeding animals - All animals in consignment satisfy FCI statements on reverse
 The FCI statements are not satisfied for all animals in the consignment and the additional information described on the reverse is supplied.
 Food Chain information is not relevant for this movement. E.g. moves within business or to shows.

I declare that the above details are correct.
 KEEPER'S SIGNATURE _____ PRINT NAME _____
 ADDRESS OF KEEPER _____
 CONTACT PHONE NUMBER _____

Section 2: To be completed by keeper receiving animals

ARRIVAL DATE ____/____/____ NUMBER RECEIVED: SHEEP _____ GOATS _____
 Date of Unloading (if different) ____/____/____ Time last animal unloaded _____
I declare that the details in Section 2 are correct
 KEEPER'S SIGNATURE _____ PRINT NAME _____
 CONTACT PHONE NUMBER _____ No. _____



Tagging - Slaughter / Store sheep



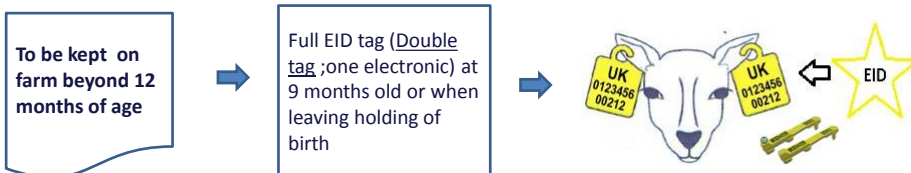
Record animals - Enter date of tagging, flock number, number in batch

Record of Identification of Animals						
1	2	3	4	5	6	7
Date of Identification	Identification of animal(s)	Number of Animals Identified	Year of Birth	Breed	Genotype (if known)	Own Use
15/08/2010	UK523456	47	2010	Blackface		Slaughter lambs tagged

When moved off enter flock number and numbers moved within batch



Tagging - Home bred breeding sheep

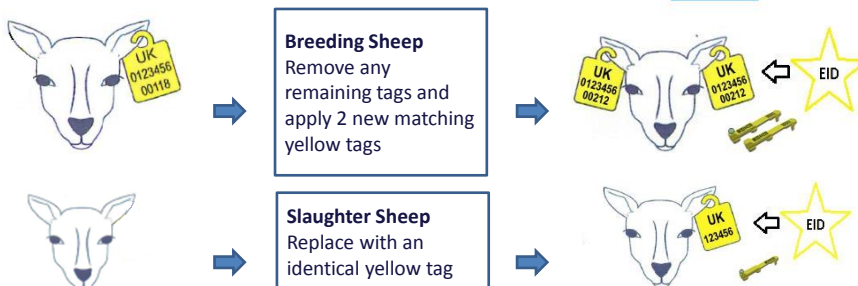


Record individually - Enter date of tagging, individual flock numbers

Record of Identification of Animals						
1	2	3	4	5	6	7
Date of Identification	Identification of animal(s)	Number of Animals Identified	Year of Birth	Breed	Genotype (if known)	Own Use
30/09/2010	UK012345600118-218	101	2010	Blackface		Ewe lambs tagged for wintering



Retagging - Home bred sheep

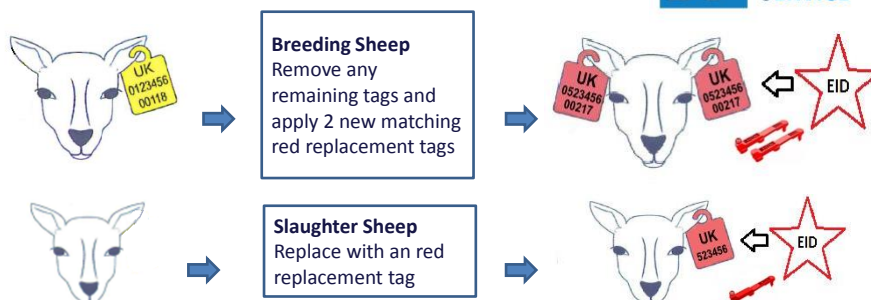


Record Replacement - date, individual flock number and original tag, reason

Record of Replacement Tags			
Date of replacement	Replacement Identifiers:	Previous identifier:	Comments/ Reason for Replacement
25/09/2011	UK012345600212	UK012345600118	One tag lost - remaining tag removed and replaced with two matching tags
25/10/2010	UK123456	UK123456	Slaughter tag replaced. Animal on holding since birth
25/10/2010	UK012345600118	Not Known	Home bred animal original tags lost replaced with two matching tags



Retagging – bought in sheep



Record Replacement - date, individual flock number and original tag, reason

Record of Replacement Tags			
Date of replacement	Replacement Identifiers:	Previous identifier:	Comments/ Reason for Replacement
25/10/2010	UK012345600112	UK052345600118	Remaining tag removed. Replaced with two matching Red tags
25/10/2010	UK123456	UK523456	Slaughter tag replaced with Red slaughter tag – bought in animal



The European Agricultural Fund
for Rural Development
Europe investing in rural areas



SAC
CONSULTING



Scottish Government
Riaghaltas na h-Alba
gov.scot

Recommendations



Retagging sheep all ages

- Make sure any tag replacements are recorded
- Make sure you have a stock of red EID tags on farm
- Tags should be replaced within 28 days of discovery.
- Any red tagged slaughter sheep must be slaughtered by 12 months
– **CANNOT be upgraded**



The European Agricultural Fund
for Rural Development
Europe investing in rural areas



SAC
CONSULTING



Scottish Government
Riaghaltas na h-Alba
gov.scot

Tagging Tips



✓ Use tags sequentially - *UK050123 400114 – 00213*

✗ Don't throw away damaged tags
– keep a note of them



✓ Tag before moving (**before 9 months old**)



Sheep Tagging – Common Errors



- Slaughter tagged sheep not upgraded to full EID by 12 months of age. (Not allowed > 12 mths).
- Sheep of an age requiring tagged - never tagged
- Excessive number of sheep with missing ear tags
- Failure to use red replacement tags for re-identifying purchased sheep



Continuous Register: When a sheep arrives/leaves/dies



Continuous Register for Calendar Year 20__-__
Record movement details within 48 hours. Refer to page 20 of this booklet for advice on completion.
Annual Inventory as at 1st January: Date entered: Record by 1st February

Date	Event Eg movement on/off /dead/lost	Number of animals	Identification: Complete or refer. Individual numbers required for double tagged animals. Make clear number of animals with each flock mark for single tagged animals	CPH/Location Animals moved to or from	Haulier's name & registration number	Running Total	Own Use
Example: 25/08/2010	Off	115	UK123456 – 50 lambs UK234567 – 50 lambs 15 cast ewes – not applicable	83/536/8300 Lanark Market	Self NL51 VDM	826	



iment
-Alba

Recording ON Movements



- Animals moving on, over 12 months old, should have a pair of tags.
- You should record in your book (or separate sheet referenced at the back) the individual ID number of each animal.
- ScotEID – a facility that can be used in support.



Movements - General



- Make sure haulier information is complete
- Standstill period 13 days for sheep.
 - Exemptions:
 - Movement to slaughterhouse
 - Breeding rams (same applies for bulls)
- Separation facilities
 - Must be approved by SGRPID



Movements



- Must be reported within 3 days to SAMU
 - Unless moved through a **Scottish Market** or **Scottish Abattoir**
 - Or under a concession
- Can use the Movement Document
 - Retain slips for 3 years
- Can be by email or fax



Government
na h-Alba



Deaths



- Record as they happen

Continuous Register for Calendar Year 2010							
Total Number sheep/goats on holding as at 1st January: 623				Date Entered: 3/1/2010		must be before 1st Feb	
1	2	3	4	5	6	7	8
Date	Event:	Nos of Animals	Identification of animal(s)	CPH/Location	Hauliers	Running Total	Own use
25/08/2010	Dead	1	UK012345600118	Douglasbrae		660	
25/09/2010	Dead	1	UK012345 unkown	Douglasbrae		659	

- Death of animals yet to identified must be recorded



Records - Summary



- ✓ Replacement tag record
- ✓ Record of tagging
- ✓ Record deaths (commonly missing)
- ✓ Continuous records
- ✓ SAMUs – Movement Documents
- ✓ Keep for 3 years



Fact or Fiction



1. If you break a non-electronic EID tag; can you use the partner tag as a slaughter tag?
2. If selling sheep to a neighbour you must record the electronic tag numbers on SAMU slip.
3. You must use a Red Replacement tag for any sheep that loses a tag
4. If an animal has been tagged with a slaughter tag- it must be killed!



Exercise



Cattle Guidance



Tagging & Recording



Use the correct books!



Can be downloaded as excel spreadsheets from SG website

Tagging



- Primary tags
 - Big yellow plastic tags
- Secondary tags
 - Either the same as above or a small yellow plastic tag/metal tag.
- Tags need to be officially printed – you cannot make your own statutory tags.
- You **can** have a hand-written 'management tag' but needs to be in addition to statutory.



When to tag



- Beef Cattle
 - Both tags within 20 days of birth or before it moves off the holding of birth
- Dairy Cattle
 - At least one tag fitted within 36 hours of birth. Up to 20 days to fit the second tag. Both tags must be fitted before leaving birth holding within 20 days



Replacing tags



- Cattle should be retagged with identical ID
- Lost or illegible tags must be replaced on the animal, no later than 28 days after the loss is noticed



Passports



- Must apply within 7 days of the animal being tagged
- Must be applied for within a maximum of 27 days from the date of birth
- Can use software, CTS Online or pre printed application form



CTS Online



Cymraeg | Accessibility | Privacy | Terms and Conditions | Information for Keepers | Contact BCMS

British Cattle Movement Service

View Cattle Summary
Register Births
Register ON Movements
Register OFF Movements
Report Death of a Registered Animal
Report Death of Unregistered Animal
View Animal Details and History
Uploads and Downloads
Problem Summary

BCMS Accessibility
BCMS Privacy
BCMS Terms and Conditions
Information for Keepers
Contact BCMS
Holding Enrolments

CTSonline

the easy way to check and report your cattle information

[Log In](#)

Need help using CTS Online?

We have created user guides to help guide you through the registration and enrolment process and some of the more advanced functions e.g. How to report movements of cattle ON & OFF show premises on the same day.

[To view the user guides, click here](#)

Applying for a cattle passport: avoid common errors

The bulk of passport amendment requests that we receive is due to the incorrect animal sex. When you apply for a cattle passport, please make sure that you record the correct sex of the animal.

Which BCMS Address should I use?

Dead passports and passports for amendment: BCMS, Curwen Road, Worlington, Cumbria, CA14 2DD.
Application forms and movement cards: BCMS, PO Box 301, Sheffield, S95 1AB.

What can I do with CTS Online?

You can use CTS Online to report births and movements, on and off your holding. You will receive notification that we have received this information. At any time, you can ensure that we hold an accurate record of your cattle. You can also transfer data files to and from a spreadsheet or a farm management package.

"A very easy and quick method. It saves a lot of time, and there is not the same chance of errors in reading the tag numbers from the application forms, and you are not relying on the post."

How do I get started?

Preparing to use CTS Online is a three step process. You will only need to go through the first two steps once.

1. Register with the Government Gateway
2. Enrol to CTS Online
3. Log in to CTS Online

1. If you do not have a Government Gateway User ID, you will need to register for Government Gateway before you can enrol for CTS Online. For instructions on how to Register for Government Gateway follow the [Registration and Enrolment Process](#)

2. If you have not yet enrolled to the BCMS CTS Online service you will need to do so. You will need your CPH number and CTS Online ID to enrol for the service. For instructions on how to enrol for the BCMS CTS Online service, follow the [Registration and Enrolment Process](#)

3. If you have successfully enrolled for the BCMS CTS Online service, click the 'Log In' button to access the service. You will need your Government Gateway User ID and password to login.

[Log In](#)

The European Agricultural Fund for Rural Development
Europe investing in rural areas

Cattle Records – use books



All cattle					Animals born into herd					Cattle moved onto holding				Cattle moved off or died on holding			
One entry for each animal on your holding																	
1	2	3	4	5	6	7	8	9	10	11	12	13	14	15	16	17	18
Tag no	Sex	Age	Colour	Markings	Owner's name and address (if different from address below)	Date of movement	From where (if different from address below)	Date of movement or slaughter	To where (if different from address below)	Date of movement or slaughter	From where (if different from address below)	Date of movement or slaughter	To where (if different from address below)	Date of movement or slaughter	From where (if different from address below)	Date of movement or slaughter	To where (if different from address below)
E	UK 0000000000	00	M	Y	Sheep	UK 0000000000	01	01	01	01	01	01	01	01	01	01	01
A	UK 0000000000	01	02	01	Sheep	UK 0000000000	02	02	02	02	02	02	02	02	02	02	02
M	UK 1000000000	01	03	01	Sheep	UK 1000000000	03	03	03	03	03	03	03	03	03	03	03
P	UK 1000000000	01	04	01	Sheep	UK 1000000000	04	04	04	04	04	04	04	04	04	04	04
L	UK 1000000000	01	05	01	Sheep	UK 1000000000	05	05	05	05	05	05	05	05	05	05	05
E	UK 1000000000	01	06	01	Sheep	UK 1000000000	06	06	06	06	06	06	06	06	06	06	06
1																	
2																	
3																	
4																	
5																	
6																	
7																	
8																	
9																	
10																	
11																	



Government as na h-Alba

Movements - General



- Make sure haulier information is complete on moves off otherwise breach
- Report moves within 3 days
- Standstill period 13 days for cattle
– Exemptions (see pack)
- Separation



Must be approved by SGRPID



Scottish Government
Riaghaltas na h-Alba
gov.scot

What is Scotmoves?



- CTS “linked” holdings run by BCMS come to an end 31st December 2016.



Scottish Government
Riaghaltas na h-Alba
gov.scot

What is Scotmoves?



- From 1st January 2017 you will need to record cattle moves BETWEEN different holdings within a business using SCOTMOVES.
- ScotMoves system will allow producers to record movements between business holding without reporting moves to CTS
- Still a requirement to register births, deaths and transfers to other businesses (private sales) with CTS. Marts and abattoirs will continue to notify CTS as before.
- Why- CTS links not compliant with cattle identification legislation- risk of EU fine.



How it works?



- ScotMoves will be continually updated by CTS of cattle registered to main holding- therefore cattle ID should not need to be re-entered
- Additional holdings can be notified directly by using ScotEID.com or by phoning ScotEID @ Huntly (01466794323)
- Registration lasts for 364 days- automated renewal reminders will be sent. Additional holdings can be registered at any time.



What do I need to do?



- Register all additional business holdings connected to main holding
- Assign cattle to holdings by advising ScotMoves whenever moved from main holding
- Requirement to notify ScotMoves of movements within 48 hours following movement BUT can pre-notify ScotMoves- e.g. on a Sunday for moving on a Tuesday.



What is an additional holding?



Definition-“Separate holding WITHIN business

This includes:

- Seasonal lets
- Rented sheds
- Separate holding numbers within business
- Shared premises



Exceptions- where cattle can walk from one field to another through open gate on contiguous holdings or possibly where animals are walked between holdings on daily basis e.g. dairy



What are the benefits?



- ScotMoves is an online holding register for recording cattle between your business holdings
- ScotMoves knows location of all cattle in case of disease outbreak
- ScotMoves “moves” are NOT recorded on passport
- Calves born on additional holdings will be identified and registered using main holding number



Other info



- Still requirement to keep a separate on farm holding register however will not need a separate record of “within business moves”
- Not for sheep movements.
- Some cattle are NOT eligible
 - Cattle with BVD PI status- move to slaughterhouse only
 - Cattle with Notice of Registrations (NOR’s)- no passport- need special BCMS license



Cattle Summary - Deadlines



Event	Deadline
Tag new born beef calf	20 days
Register New Calf with BCMS	27 days
Register Death	7 days
Register Private Move	3 days
Register within business move	2 days (ScotMoves)
Replace missing tag	28 days

DON'T MISS THE DEADLINE!



Cattle- Quiz



1. How many days to you have to replace missing tags?
2. Name all mandatory details that must be recorded in herd record for a new calf (5)
3. How many days to tag AND register new calf?
4. A cow has died- what should you do?
5. In what scenario can you apply for an exemption from ScotMoves?



PIGS



PIGS



- The Basic Requirements

- Keeper Registration
- Pig holding Registers
- Identification of Pigs
- Notification of Movements
- Completion of Movement Documents



PIGS



Keeper Registration

- Notify APHA within 1 month
 - Keepers name and address
 - Address of the holding
 - The species kept



PIG holding register & ID



- Movement details (48 hours)
- Record of replacement ID
- Annual Number
- Ear tag
- Tattoo
- Slap mark



Movement & Movement Docs



- ScotEID (Electronically, Phone, Writing)
- Pre notification
- Movement details on holding (within 3 days to Scoteid)
- No requirement for movement document



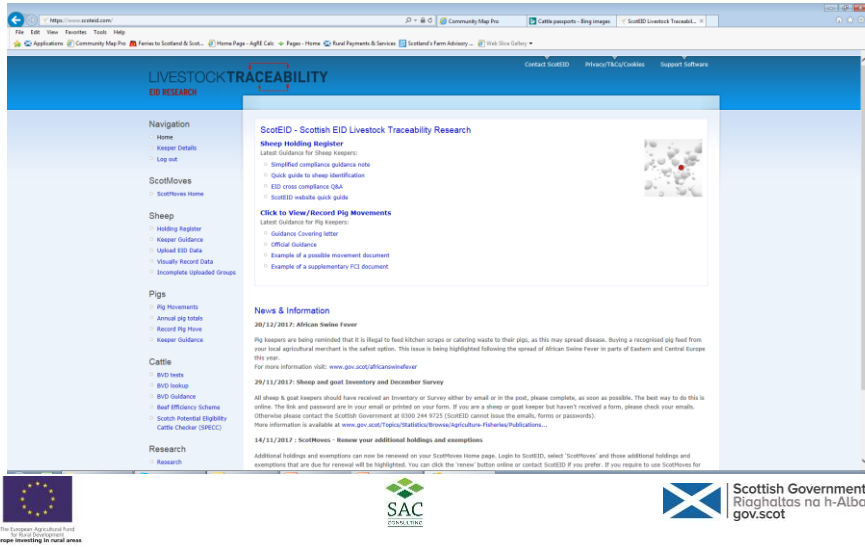
QUIZ



1. Who should you notify Pig Movements too?
2. How soon after the move should the movement be notified?
3. Name two ways to ID a Pig (pre movement)?
4. Where would you register as a keeper of Pigs?
5. Name three things that must be kept in pig record book



ScotEID



Thank You

